

# ISC2-682 Series

## Innovative Standard Cartridge Seals

The ISC2-682 Series is a family of balanced pusher and metal bellows seals designed to fully comply with the design and qualification requirements of API 682. Platform flexibility allows application in a range of services throughout refineries, petrochemical plants and other industries where the API 682 specification is invoked.



### Features and Benefits

- Qualified for Category 1 ASME B73.1 and Category 2 API 610 pumps per API 682 design and test criteria.
- Multiple coil springs in Type A pusher seals are non-wetted and non-rotating for excellent clogging resistance under imperfect equipment alignment conditions.
- Edge-welded metal bellows in Type B seals rotate with the shaft for a self-cleaning effect that helps prevent accumulation of debris.
- Thermal management technology enhances seal face heat transfer, reduces seal face temperatures and increases tolerance to dry running events.
- Hydraulically retained and double balanced seal faces in all versions allow continued operation during unintended reverse pressurization.
- Circulating device integrated into the dual seal cartridge circulates barrier fluid to keep the seal faces cool. A circulating device is also available on single seals for fluids over 75°C (167°F).
- Available multiport flush distributes flush fluid evenly around the seal faces to eliminate temperature gradients and improve seal face flatness.
- Gland throttle bushings are available in fixed, floating, and segmented varieties to provide secondary containment in single seal arrangements.

### Operating Parameters

#### Pressure

Pusher:	Up to 21 bar (300 psig)
Bellows:	Up to 14 bar (200 psig)

#### Temperature

-40 to 204°C (-40 to 400°F)

#### Speed

Up to 23 m/s (75 fps)

#### Specific Gravity

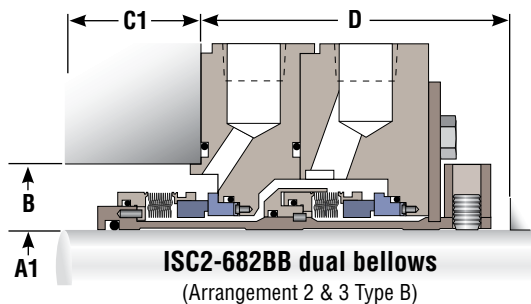
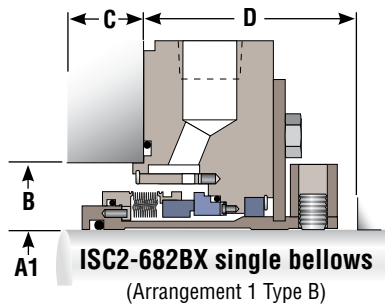
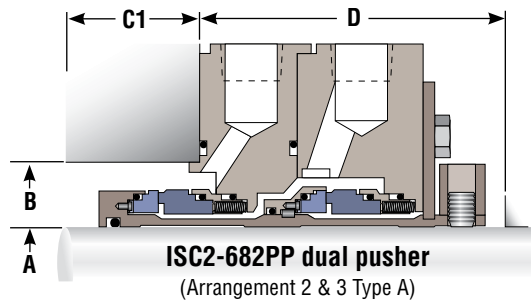
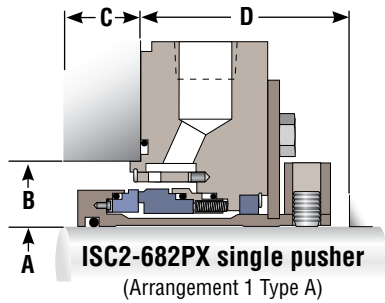
>0.6

#### Shaft Size

Pusher:	25.40 to 203.2 mm (1.000 to 8.000 inch)
Bellows:	25.40 to 95.25 mm (1.000 to 3.750 inch)

### Materials of Construction

<b>Metal Parts</b>	316 Stainless Steel, Alloy C-276
<b>Mating Ring</b>	Direct Sintered Silicon Carbide
<b>Primary Ring</b>	Resin Grade Carbon, Direct Sintered Silicon Carbide
<b>Metal Bellows</b>	Alloy C-276
<b>Springs</b>	Alloy C-276
<b>Elastomers</b>	Fluoroelastomer, Perfluoroelastomer



**Dimensional Data in millimeters**

**in inches**

API 610 Chamber	A	A1	B	C	C1	D	A	A1	B	C	C1	D
	Max	Max	Min	Min	Min	Min	Max	Max	Min	Min	Min	Min
1	20.00	20.00	48.00	18.00	48.00	65.00	0.787	0.787	1.890	0.709	1.890	2.559
2	30.00	30.00	57.00	18.00	48.00	65.00	1.181	1.181	2.244	0.709	1.890	2.559
3	40.00	40.00	70.00	18.00	52.00	65.00	1.575	1.575	2.756	0.709	2.047	2.559
4	50.00	50.00	79.00	18.00	52.00	65.00	1.968	1.968	3.150	0.709	2.047	2.559
5	60.00	60.00	92.00	18.00	52.00	65.00	2.362	2.362	3.622	0.709	2.047	2.559
6	70.00	70.00	117.0	25.00	64.00	78.00	2.756	2.756	4.646	0.984	2.520	3.071
7	80.00	80.00	133.0	25.00	79.00	78.00	3.150	3.150	5.236	0.984	3.110	3.071
8	90.00	90.00	140.0	25.00	79.00	78.00	3.543	3.543	5.512	0.984	3.110	3.071
9	100.0	95.25	152.0	25.00	79.00	78.00	3.937	3.750	5.984	0.984	3.110	3.071
10	110.0		164.0	25.00	79.00	78.00	4.331		6.457	0.984	3.110	3.071
	120.0		170.0	25.00	79.00	78.00	4.724		6.693	0.984	3.110	3.071
	130.0		182.0	25.00	79.00	78.00	5.118		7.165	0.984	3.110	3.071
	140.0		196.0	25.00	79.00	78.00	5.512		7.717	0.984	3.110	3.071
	150.0		207.0	25.00	79.00	78.00	5.906		8.150	0.984	3.110	3.071
	160.0		220.0	25.00	79.00	85.00	6.299		8.661	0.984	3.110	3.346
	170.0		226.0	25.00	79.00	85.00	6.693		8.898	0.984	3.110	3.346
	180.0		234.0	25.00	79.00	85.00	7.087		9.213	0.984	3.110	3.346
	190.0		245.0	25.00	79.00	85.00	7.480		9.646	0.984	3.110	3.346
	203.2		258.0	25.00	79.00	85.00	8.000		10.157	0.984	3.110	3.346

FSD237eng REV 08-12 Printed in USA

**To find your local Flowserve representative**  
and find out more about Flowserve Corporation  
visit [www.flowserve.com](http://www.flowserve.com)

**USA and Canada**

Kalamazoo, Michigan USA  
Telephone: 1 269 381 2650  
Telefax: 1 269 382 8726

**Europe, Middle East, Africa**

Roosendaal, The Netherlands  
Telephone: 31 165 581400  
Telefax: 31 165 554590

**Asia Pacific**

Singapore  
Telephone: 65 6544 6800  
Telefax: 65 6214 0541

**Latin America**

Mexico City  
Telephone: 52 55 5567 7170  
Telefax: 52 55 5567 4224

Flowserve Corporation has established industry leadership in the design and manufacture of its products. When properly selected, this Flowserve product is designed to perform its intended function safely during its useful life. However, the purchaser or user of Flowserve products should be aware that Flowserve products might be used in numerous applications under a wide variety of industrial service conditions. Although Flowserve can provide general guidelines, it cannot provide specific data and warnings for all possible applications. The purchaser/user must therefore assume the ultimate responsibility for the proper sizing and selection, installation, operation, and maintenance of Flowserve products. The purchaser/user should read and understand the Installation Instructions included with the product, and train its employees and contractors in the safe use of Flowserve products in connection with the specific application.

While the information and specifications contained in this literature are believed to be accurate, they are supplied for informative purposes only and should not be considered certified or as a guarantee of satisfactory results by reliance thereon. Nothing contained herein is to be construed as a warranty or guarantee, express or implied, regarding any matter with respect to this product. Because Flowserve is continually improving and upgrading its product design, the specifications, dimensions and information contained herein are subject to change without notice. Should any question arise concerning these provisions, the purchaser/user should contact Flowserve Corporation at any one of its worldwide operations or offices.